



GRADE 4 ELA

English Language Arts/Literacy Assessment Report, 2016–2017

This report shows whether FIRSTNAME met grade-level expectations and is on track for the next grade level. **This assessment is just one measure of how well your child is performing academically.**

To learn more about the test and to view sample questions and practice tests, visit UnderstandTheScore.org.

How Can You Use This Report?

Ask your child's teachers:

- What do you see as my child's academic strengths and areas for improvement?
- How will you use these test results to help my child make progress this school year?

See side 2 of this report for specific information on your child's performance in reading and writing.

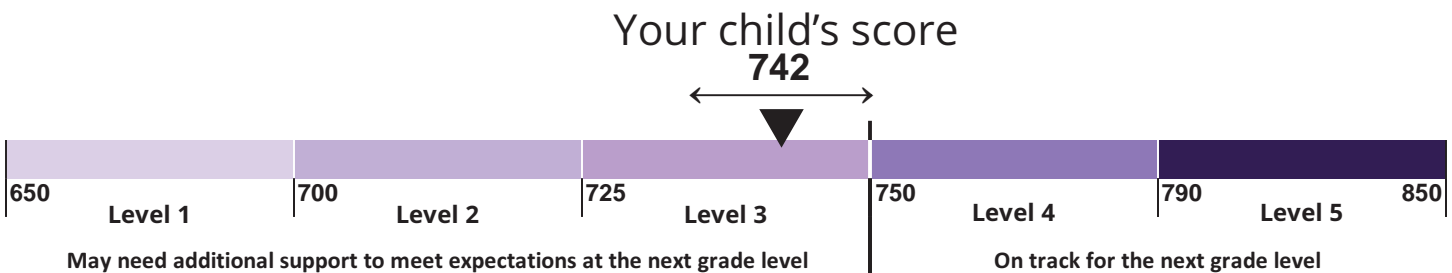
How Did FIRSTNAME Perform Overall?

Performance Level 3

Score: **742**

CO Percentile Rank: **36th**

- Level 5** Exceeded Expectations
- Level 4** Met Expectations
- Level 3** Approached Expectations
- Level 2** Partially Met Expectations
- Level 1** Did Not Yet Meet Expectations



The probable range of your child's overall score is plus or minus 8.3 points. This is the amount of change that would be expected in your child's score if he/she were to take the test many times. Arrows beneath your child's score represent the probable range.

Student

742

School Average

727

(Too few students to report district average)

State Average

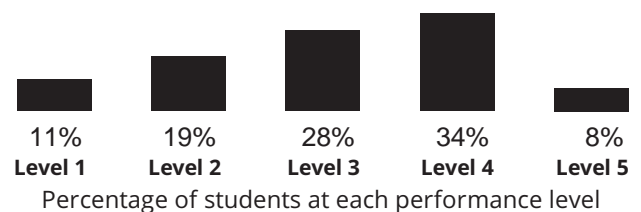
740

Cross-State Average

742

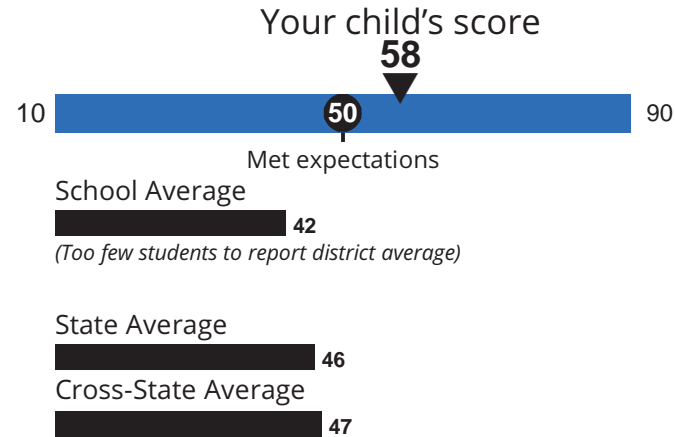


How Students in Colorado Performed



How Did Your Child Perform in Reading and Writing?

READING



↑ LITERARY TEXT

Your child performed about the same as students who **met or exceeded expectations**. Students meet expectations by showing they can read and analyze fiction, drama, and poetry.

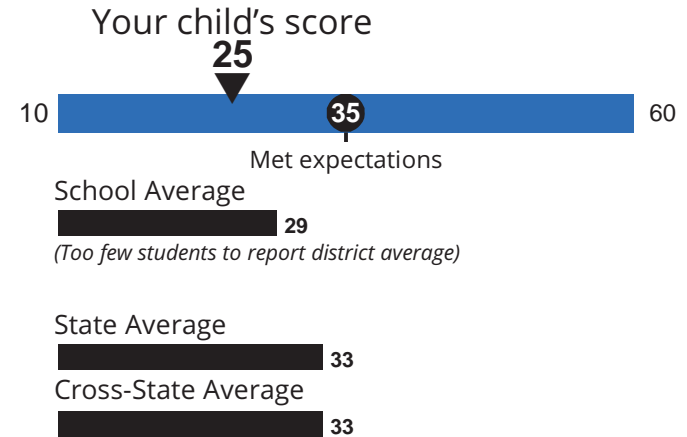
↔ INFORMATIONAL TEXT

Your child performed about the same as students who **approached expectations**. Students meet expectations by showing they can read and analyze nonfiction, history, science, and the arts.

↓ VOCABULARY

Your child performed about the same as students who **did not yet meet or partially met expectations**. Students meet expectations by showing they can use context to determine what words and phrases mean.

WRITING



↑ WRITING EXPRESSION




Your child performed about the same as students who **met or exceeded expectations**. Students meet expectations by showing they can compose well-developed writing, using details from what they have read.

↔ KNOWLEDGE AND USE OF LANGUAGE CONVENTIONS

Your child performed about the same as students who **approached expectations**. Students meet expectations by showing they can compose writing using rules of standard English.

LEGEND

Your child performed about the same as students who:

- | | | |
|--|---|--|
|  Met or Exceeded Expectations |  Approached Expectations |  Did Not Yet Meet or Partially Met Expectations |
|--|---|--|

This score report provides information about your child's performance on the Colorado Measures of Academic Success (CMAS) English language arts/literacy test.

- Your child's performance is represented by a scale score and a performance level so that you can see your child's achievement of the grade-level or course-level Colorado Academic Standards at the end of the year.
- School, district, and state information is provided so that you can compare your child's performance to the performance of others.
- Page 2 of the report provides a breakdown of your child's performance on specific skill sets so you can see where your child is excelling or may need improvement. Arrows are included that compare your child's performance to the performance of other students.

The Colorado Measures of Academic Success, or CMAS, is a series of state tests administered to students in the content areas of English language arts, math, science, and social studies. English language arts and math tests are developed in collaboration with the Partnership for Assessment of Readiness for College and Careers (PARCC) and are administered to students at the end of grades three through nine. These tests are aligned to the Colorado Academic Standards, which set high expectations for all students in Colorado to help ensure readiness for college or careers after high school graduation.

This test was designed to measure complex skills, like critical-thinking and problem solving – skills needed for the jobs of the 21st Century. While the CMAS tests are just one measure of student achievement, they are the only common measuring tool for students across Colorado. They allow parents and teachers to see how well their students are doing compared to other students in their school, their district, and across the state.